

Overview - Public Entities Quarterly Reporting

Approved receipts

124.4

25.9%

Approved spending

124.3

27.8%

Surplus/(deficit)

0.1

- ☐ R billion
- ☒ R million
- ☐ R thousand

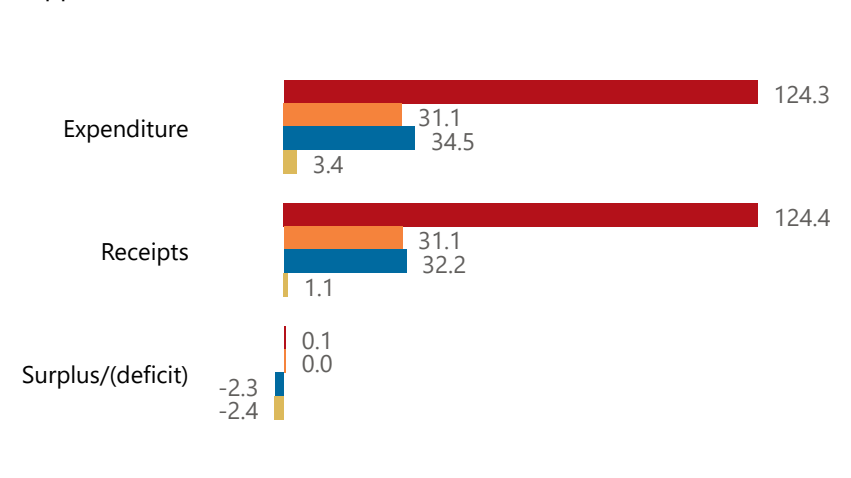


national treasury

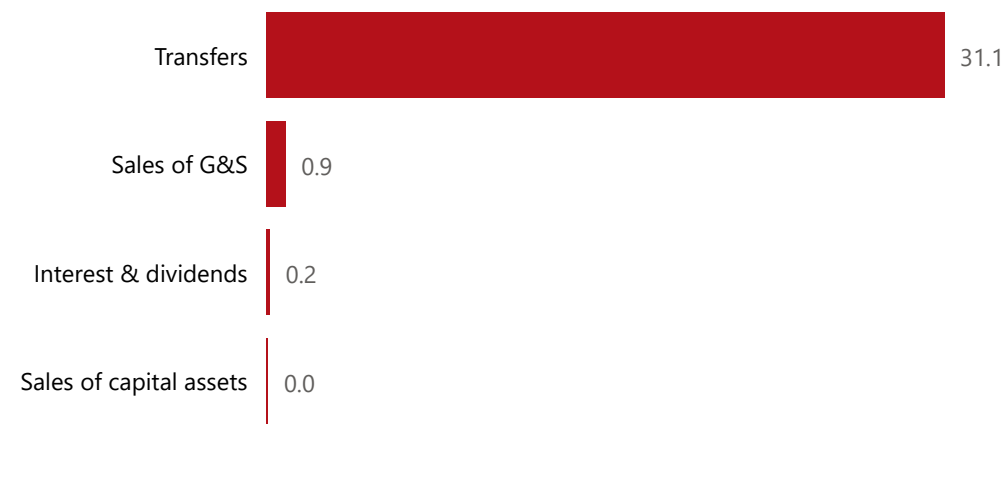
Department:
National Treasury
REPUBLIC OF SOUTH AFRICA

Consolidation

● Approved ● Forecast ● YTD ● Variance



Composition of receipts



Quarter

1

Cluster

All

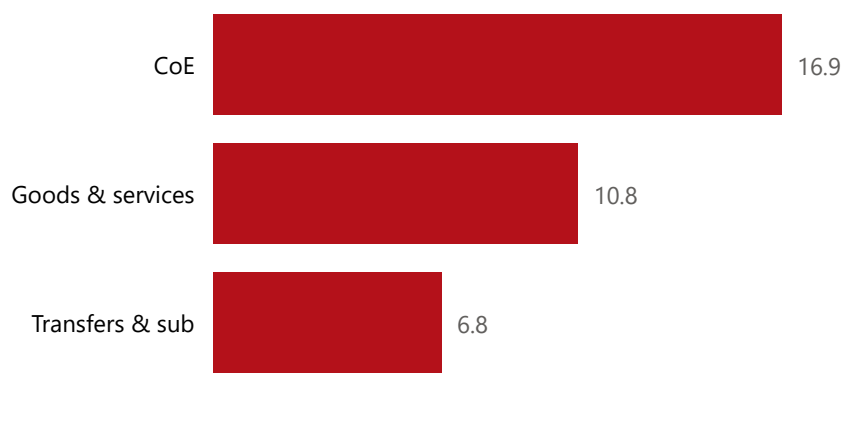
Department

Sport, Arts and Culture

Entity

The Pan South African Language Boa...

Composition of spending



Functional grouping



Spending by PFMA schedule



Public Entities Receipts

Approved sales of G&S

(Blank) 0.0%

Approved transfers

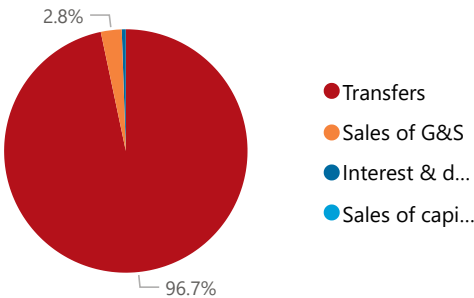
124.4 25.0%

Actual vs Forecast

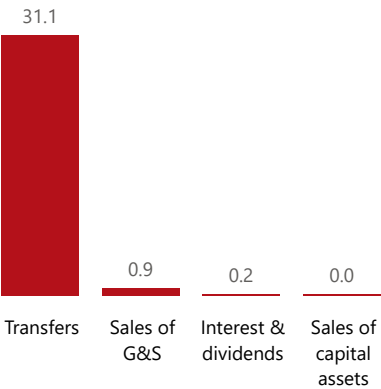
● Approved ● Forecast ● YTD ● Variance



Composition of receipts



Top 5 Receipts



national treasury

Department:
National Treasury
REPUBLIC OF SOUTH AFRICA

○ R billion

● R million

○ R thousand

Quarter

1

Cluster

All

Department

Sport, Arts and Culture

Entity

The Pan South African Language Boa...

Top 5 Transfers



Receipts

Level 3	Approved	YTD	% YTD
⊕ Transfers	124.4	31.1	96.7%
⊕ Sales of G&S		0.9	2.8%
⊕ Interest & dividends		0.2	0.5%
⊕ Sales of capital assets		0.0	0.0%
Total	124.4	32.2	100.0%

Top 10 Entities

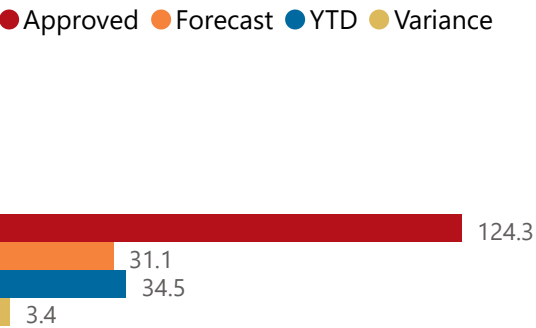
The Pan South African Language Board

32.2

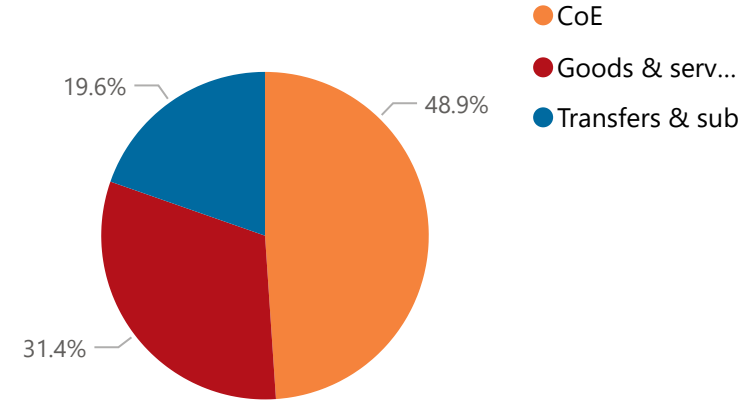
Public Entities Spending

Approved CoE	Approved G&S	Approved transfers
64.426.2%	31.534.4%	248.825.9%

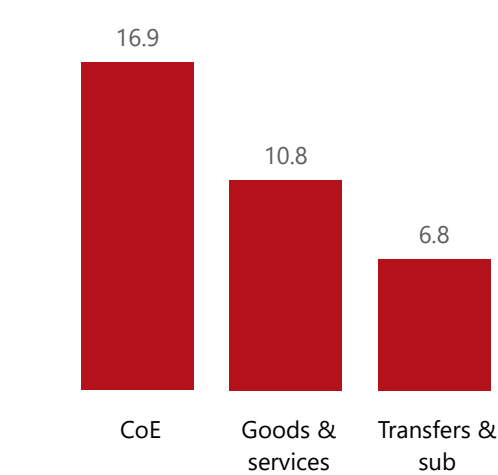
Actual vs Forecast



Composition of spending



Top 5 Goods & services



Capital assets

Spending

Level 3	Approved	YTD	% YTD
CoE	64.4	16.9	48.9%
Goods & services	31.5	10.8	31.4%
Transfers & sub	28.4	6.8	19.6%
Total	124.3	34.5	100.0%

Top 10 Entities



national treasury
Department:
National Treasury
REPUBLIC OF SOUTH AFRICA

- R billion
- R million
- R thousand

Quarter

1

Cluster

All

Department

Sport, Arts and Culture

Entity

The Pan South African Language Boa...